

ADITYA SERIES POLY

WS-300 to WS-350 (72 Cells)

WAAREE®

One with the Sun



Superior Module Efficiency as per International Benchmarks




Positive Power Tolerance 0/+ 5W



PID Free Modules with long term reliability



Glass with Anti Reflective Coating Improves light transmission



Salt mist, Ammonia, Blowing Sand and Hail Resistant




Sustain Heavy Wind & Snow loads (2400 Pa & 5400 Pa)



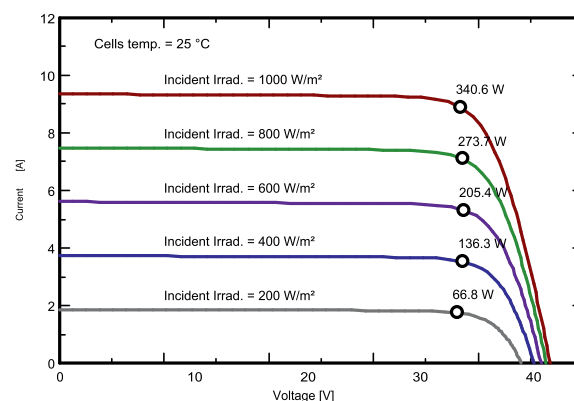
System voltage: 1500VDC to reduce the BOS cost



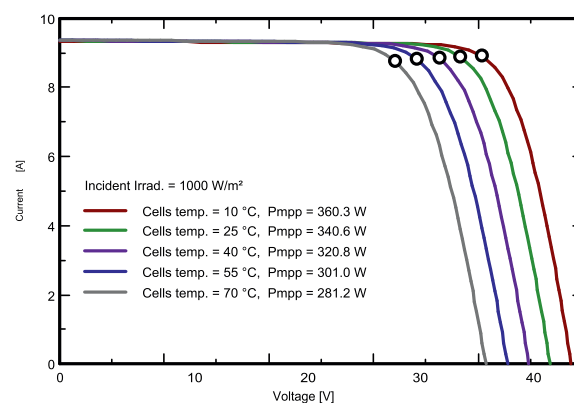
Modules binned by current to improve system performance



I-V Curve Variation With Irradiance



I-V Curve Variation With Temperature



The Graphs are for reference purpose only. Please consult Waaree technical team for further clarifications.

INTERNATIONAL & NATIONAL CERTIFICATIONS

IS 14286 | IEC 61215 | IEC 61730 | IEC 61701 | IEC 62804
IEC 62716 | IEC 60068-2-68 | UL1703
ROHS Compliance | REACH Compliance



R-72002038



R-72002020



ISO 9001:2015 | ISO 14001:2015 | OHSAS 18001:2007 / ISO 45001:2018
Independent assessment of factories by BLACK & VEATCH

www.waaree.com

ADITYA SERIES POLY

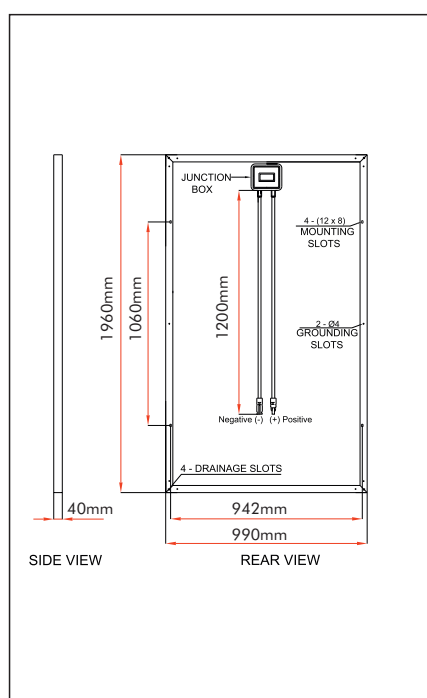
WS-300 to WS-350 (72 Cells)

WAAREE®
One with the Sun

Electrical Characteristics

MODELS	P _{max} (W)	V _{mp} (V)	I _{mp} (A)	I _{sc} (A)	V _{oc} (V)	Module Eff. (%)
WS-300	300	37.05	8.10	8.65	46.10	15.46
WS-305	305	37.20	8.20	8.80	46.20	15.72
WS-310	310	37.35	8.30	8.90	46.30	15.98
WS-315	315	37.50	8.40	9.00	46.40	16.23
WS-320	320	37.65	8.50	9.15	46.50	16.49
WS-325	325	37.80	8.60	9.20	46.60	16.75
WS-330	330	37.95	8.70	9.25	46.70	17.01
WS-335	335	38.10	8.80	9.30	46.80	17.26
WS-340	340	38.25	8.90	9.35	46.90	17.52
WS-345	345	38.55	8.95	9.40	47.00	17.78
WS-350	350	38.90	9.00	9.45	47.10	18.04

Design Specifications



Mechanical Characteristics

Length x Width x Thickness (L x W x T) - mm	1960 x 990 x 40
Mounting Holes Pitch (Y) - mm	1060
Mounting Holes Pitch (X) - mm	942
Weight (kg)	22.5
Solar Cells per Module (Units) / Arrangement	72 / (12*6)
Solar Cell Type	Poly crystalline Silicon
Front Cover (Material / Thickness)	Tempered & Low Iron Glass, 3.2/4mm
Encapsulate	Ethylene Vinyl Acetate
Frame Material	Anodized Aluminum Alloy
Junction Box	IP67 rated enclosure with 3 bypass diodes Rated voltage : 1500VDC
Connector	MC4 compatible or IP67 rated
Cable	4 mm ² cross section, 1200 mm long
Fire safety class	C
Application class	A
Safety class	II

Temperature Coefficients And Operating Conditions

Temperature coefficient of Current α (%/°C)	0.0051
Temperature coefficient of Voltage β (%/°C)	-0.2775
Temperature coefficient of Power γ (%/°C)	-0.3859
NOCT (°C)	46 ± 2
Operating Temperature Range (°C)	-40 to 85
Maximum System Voltage (IEC& UL)	1500VDC

Waaree Energies Ltd. is the flagship company of Waaree Group, and has the country's largest Solar PV Module manufacturing capacity of 1.5 GW. In addition, it is one of leading players in India in EPC Services, Project Development, Rooftop Solutions, Energy Storage, Inverters, Solar Thermal, Solar Water Pumps and as an Independent Power Producer. Waaree has its presence in over 280+ locations nationally and 68 countries globally.

*If you need specific product certificates, and if module installations are to deviate from our guidance specified in our installation manual, please contact your local Waaree sales and technical representatives.

- The electrical data given here is for reference purpose only.
- Please confirm your exact requirements with the sales representative while placing your order.
- Refer installation Manual instructions & Waaree warranty statement for terms & conditions.
- Waaree Reserves the right to change the specifications without prior notice.

www.waaree.com